


ST. MICHAEL'S SCHOOL, MURI


FOR CLASS - NURSERY

Subjects	Assignments
ENGLISH : (Written)	(Name of Book - English Writing and Colouring) Complete dotted writing practice from Page No. 2 to 5 Complete dotted line from A to M, Page No. 6 to 33 (Say Loudly, Trace And Learn)
ENGLISH : (Oral)	A to Z Words stand for A to M Example: A for Apple, B for Boy, C for Cow etc. -----
MATHS : (Written)	(Name of Book - My favourite Practice Book1-100) i) Complete dotted line (Trace the pattern) Page No. 4 to 6 ii) Complete dotted line (Read, Learn and Write 1-5) Page No. 11 to 22 iii) Complete dotted line (Read, Learn and Write 6-10) Page No. 31 to 42
MATHS : (Oral)	(Name of Book - Maths Today) i) Complete dotted line from 1 to 10 Page No. 2 to 21 From 1 to 30 -----
HINDI (Written)	(Name of Book - Madhu Hindi Lekhan) i) Complete dotted line from अ से अ: तक Page No. 2 to 14 ii) Complete dotted line from क से न तक Page No. 17 to 38
HINDI (Oral)	i) अ से अ: तक साफ-साफ बोलना ii) क से न तक साफ-साफ बोलना iii) Words stand for क से न तक For Example : क से - कमल ख से - खरगोश
DRAWING	: Complete the shape of Drawing as per colour advised. Page No. 1 to 9






**APPLE**



**ANT**




**ASS**

*Say Loudly, Trace And Learn.*

A	A	A	A	A	
A	A	A	A	A	
A	A	A	A		
A	A	A			
A	A				
A					

Date : \_\_\_\_\_

Teacher's Signature : \_\_\_\_\_




Trace the pattern.




Date :

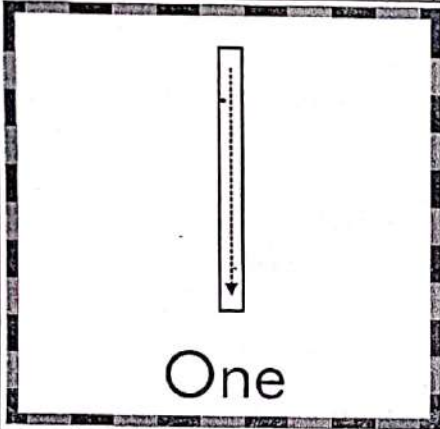
Teacher's Signature :

Parent's Signature :







# Read, Learn and Write : 1



Start from the top and down we run,  
that's the way we make number one.



	.....	.....	.....	.....	.	.....
.....	.	.	.	.	.	.
.....	.	.	.	.	.	.
.....	.	.	.	.	.	.



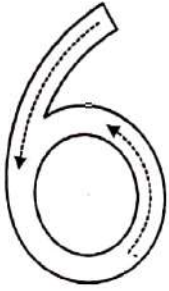
Teacher's  
Signature :

Parent's  
Signature :

Date :  
/ /




Read, Learn and Write : 6



Six

Around the clock until it ticks,  
that's the way to make a six.



6

6

6

6

6

6

.

.

.

.

6

.

.

.

.


6

.

.

.

.



Teacher's  
Signature :

Parent's  
Signature :


Date :  
/ /




ONE



Say aloud, Trace and Write number.



One Jelly




One Rocket




One Yacht


Date :

Teacher's Sign :







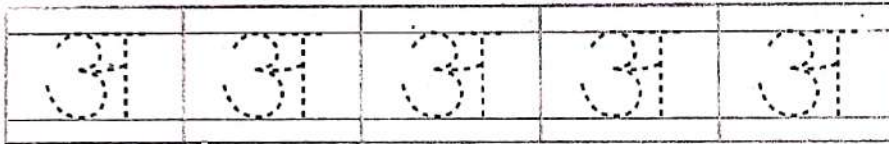



अनार

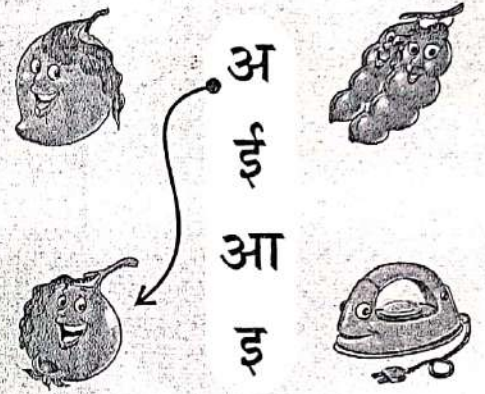


अजगर

अ का अभ्यास करें।





बिन्दुओं को जोड़े और लाल रंग करें।




2 दिनांक:.....

ग्रेड:.....

अध्यापक के हस्ताक्षर:.....

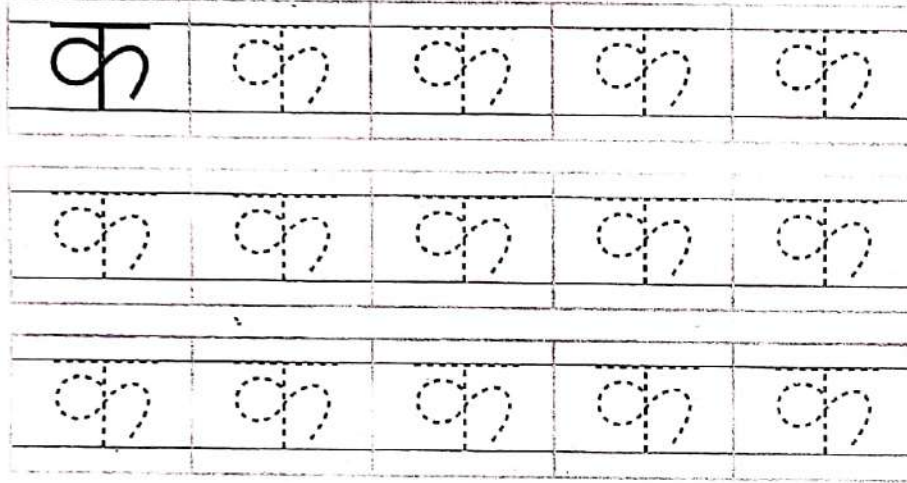


कबूतर


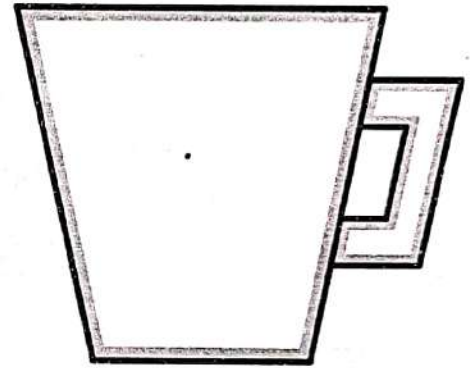


कमल

क का अभ्यास करें।



कप के अंदर पीला रंग करें।



दिनांक:.....

ग्रेड:.....

अध्यापक के हस्ताक्षर:.....

Shape of ball is circular. Complete the circle using red colour of crayon.

Sub: Drawing  
Work-sheet

Page No. 1



Teacher's Signature : .....

Date : .....

Book A /1